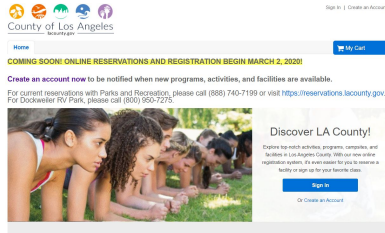


# HOW TO SIGN UP FOR ACTIVENET

Go to: <https://apm.activecommunities.com/LosAngelesCounty>



Choose



Fill out the form as the Adult NOT the JG!!

\*First Name (Required)

\*Last Name (Required)

\*Street Address (Required)

\*Country (Required)  
United States of America

\*City, State, Zip Code (Required)  
CA

Add Mailing Address (if different from above)

Fill out the Next Field

Contact Information

Please enter your contact information.  
\* Denotes a required field.

Country Code  Primary Phone (Required)  Extension

Country Code  Secondary Phone  Extension

Country Code  Tertiary Phone

Country Code  Text Alert Contact

Carrier

Yes, I agree to receive text messages.  
(\*Email address (Required))

Yes, Please send me the latest news and information.

Yes, Please send me the latest news and information.

Select the checkboxes this will only send you emails when it's the next step  
You can also sign up for text messages

\*Please provide:  
Please select your gender:

Users must be 13 years of age or older.  
User email:

If head of household:  
\*Household Name (Required)  
Household Name:

Headline:  
Head of Family (Required)  
Head of Family:

Head of Household (Required)  
Head of Household:


If the head of household is a teen (age 13-17) (Required)  
If the head of household is a teen (age 13-17) (Required):

The language you use (non-English spoken at home) (Required)  
The language you use (non-English spoken at home) (Required):

How old you have been and are (Required)  
How old you have been and are (Required):

Any Accommodations to help participate in programs (Required)  
Any Accommodations to help participate in programs (Required):

MAKE SURE YOU SELECT THE HEAD OF HOUSEHOLD BOX!!!!



## Fill out the Next Field

Emergency Contact

Your emergency contact(s) should **NOT** be a contact within the same household, but rather an alternate contact in the local area.

PLEASE NOTE: The emergency contact is only contacted if we cannot reach the primary household contact (e.g. parent or guardian) that we already have on file.


\*Denotes a required field.

\*First Name (Required)


\*Last Name (Required)

\*Relationship (Required)

Country Code  \*Primary Phone (Required)  Extension

 (United States of )

Country Code  Other Phone  Extension

 (United States of )

[Add another Emergency Contact](#)

You are welcome to add to another emergency contact if you choose.

## Account Information

\*Password (Required)


Contain at least eight characters in length  
Contain at least one letter and one number

\*Confirm Password (Required)

By creating an account, you are agreeing to terms of use and privacy rights.

County of Los Angeles:  
[Terms of Use](#) | [Your Privacy Rights](#)

Active Network, LLC:  
[Terms of Use](#) | [Copyright Policy](#) | [Your Privacy Rights](#)

I'm not a robot 

[Create Account](#) [Create Account and Add Family Member](#)

You may create your account at this time or  
If you choose to add your spouse/ significant other on to the account  
Choose the create and add family member button.

You will have to log on to to add children

**When it asks for an email for your child please just use your email address.**

If you forget to add your child and have to log back on to do so.

Simply go to My account - account settings-

Change Information about Family

- Account Settings
  - [Change Your Password](#)
  - [Change Account Address or Personal Information](#)
  - [Change Information about Family/Friends](#)
- Payment Details
  - [Pay on Account](#)
  - [List of Account Payments](#)
  - [View Account Payment Details](#)
  - [Change Auto-Charge Payments](#)